

Particle/Object Tracking from INDEC BioSystems

DiaTrack 3.02

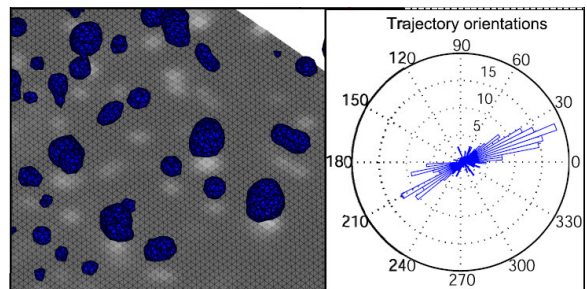

DiaTrack v3, from Semasopht Corp. (www.semasopht.com), performs powerful 2D and 3D particle tracking over time, with an excellent, easy-to-use user interface.

Application areas include:

- Fluorescent or bright field cell or cell component imaging
- Single molecule behavior
- Colloid science, granular flow and more

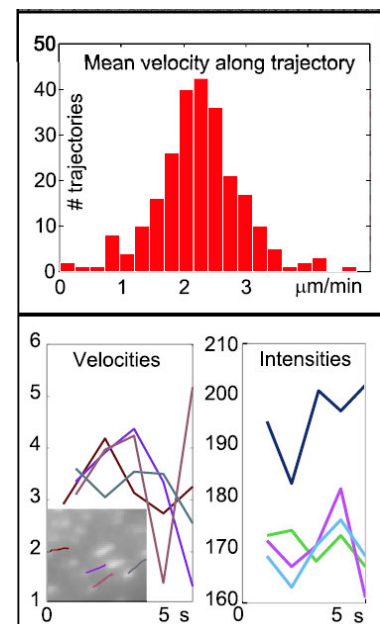
DiaTrack's features and advantages include:

- Tracking trajectories of particles and objects over time in 2 or 3 dimensions
- The output (raw trajectory information) can be further analyzed within DiaTrack using over 20 specialized tools (distributions of velocities, intensities, orientations, etc.)
- Great processing speed – process thousands of targets simultaneously, and thousands of images in a few minutes
- Great resolution – measure displacements as low as 0.001 of a pixel
- Excellent interface – the wizard leads the user through the choice of parameters while interacting with the data. The effects of the few parameters can be intuitively understood.

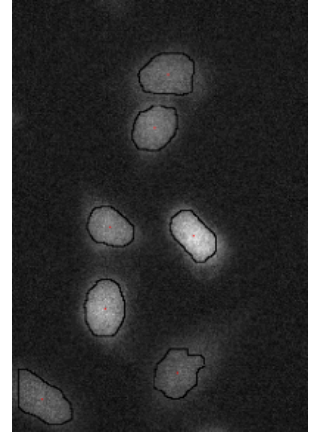


The new version v3.02 represents a quantum leap for the automated analysis of time-lapse sequences. New features include:

- Advanced object segmentation, with over 10 features available, such as area, eccentricity and diameter
- Ability to plot the evolution of every feature along trajectories, as well as their distributions at various aggregation levels
- Users can select trajectories based on their own criteria, and extract and plot their own statistics from trajectories



- The number of built-in analysis functions has been multiplied by at least four, with powerful descriptors such as displacement effectiveness and orientation
- Major improvements to the graphical interface include the possibility to add and remove particles by clicking on them while scrolling the sequence and the use of colors to convey tracking results
- Batch processing capability



DiaTrack is developed and sold by Semasopht, www.semasopht.com. INDEC BioSystems is an authorized distributor of DiaTrack.

Contact Information

INDEC BioSystems
2210 Martin Ave
Santa Clara, CA 95050, USA
Tel.: +1-408-986-1600
Fax: +1-408-986-1605
sales@imagingworkbench.com
www.imagingworkbench.com
www.indecbiosystems.com

Outside North America, visit
www.imagingworkbench.com
to find a distributor in your
country

All trademarks and copyrights are the properties of their respective holders.

January, 2008